

2022-2023


ymcatexasyg.org 



TEXAS YOUTH & GOVERNMENT



A YEAR IN REVIEW



"Democracy must be learned by each generation"

Table of Contents

01

WHO WE ARE

02

ACHIEVEMENTS

03

PROGRAM DEMOGRAPHICS

04

A YEAR IN REVIEW

05


2023-2024 PROGRAM TARGETS

06

BUILDING A FOUNDATION

07

DATA SURVEY SUMMARY



"Our school competes annually in competitive Mock Trial, and this blows them out of the water! The experience, the competition, everything! We will be back and plan to bring more teams next year!"
"New Advisor"





TEXAS YOUTH AND GOVERNMENT

Goal: To create an environment in which students can increase their political awareness and understanding while learning the meaning of social action through an actual hands-on learning experience

YMCA PRINCIPLES OF YOUTH DEVELOPMENT

Welcoming - We are open to all youth and their families and value diversity.

Hopeful - We believe in youth and their ability to be catalyst for good in the world.

Genuine - We value youth to be who they are and encourage youth to be true to themselves and others.

Nurturing - We're with youth in their journey to develop their full potential.

Determined - Above all else, we are on a relentless quest to make our community stronger beginning with each and every one of our youth.





2,049
Teen
Participants
Statewide

23,000
Volunteers hours
statewide

•••••
TX YG

372
Zip Codes
Served

12
TX YMCAs


DID YOU KNOW?

- TX YG had more attendees and winners at national conferences in 2022 than any other state.
- TX YG had the most applicants to YMCA of the USA's Changemaker initiative.
- TX YG has increased its social media audience by 634%. Reaching an audience of 109K in the past 12 months.

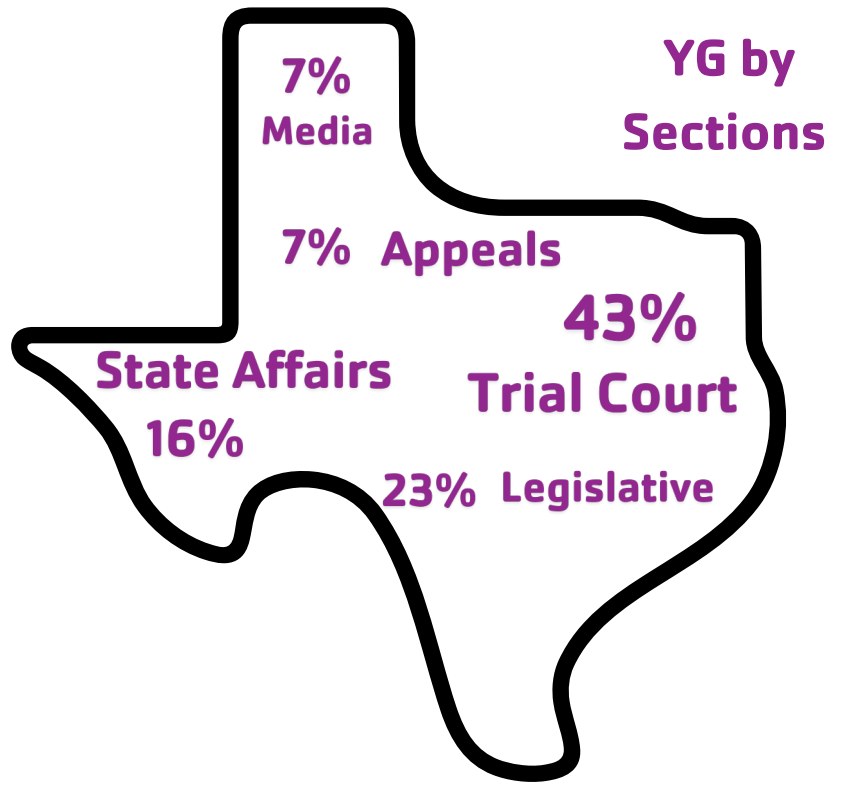


" YG has impacted me in many ways, but the most memorable one for me is being able to improve my confidence!"

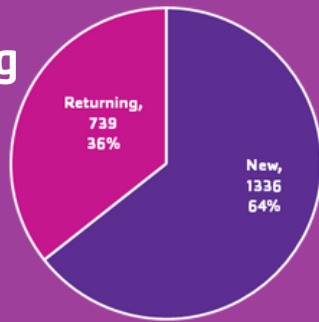
TX YG 6th grader



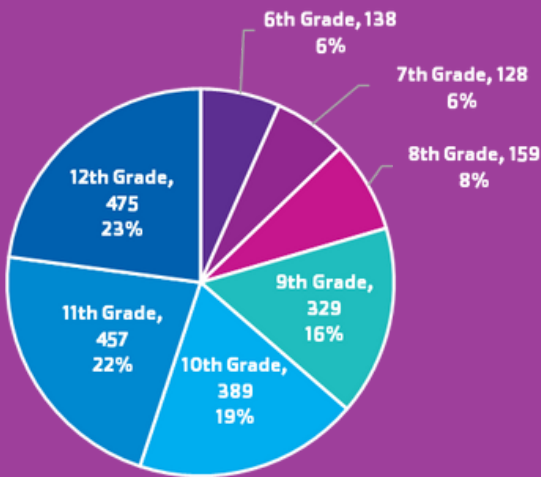
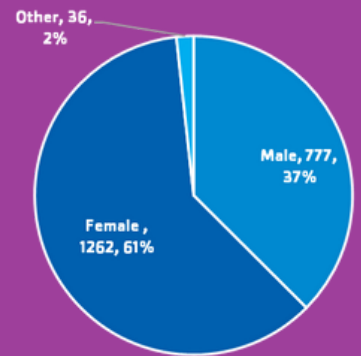
Program Demographics



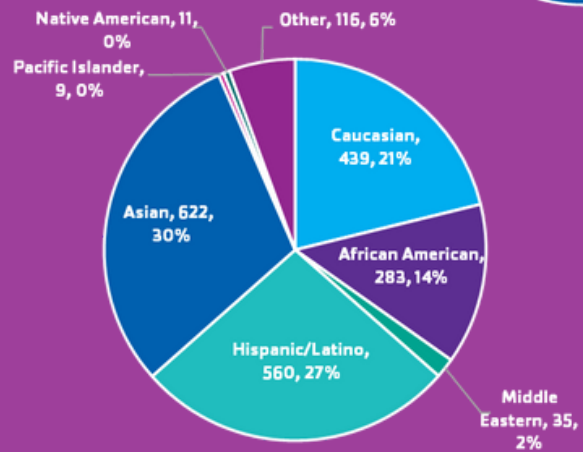
New vs Returning



Gender



Grade



Ethnicity



A Year in Review



Transition & Transformation



700 volunteers across Texas
Recruited 10 new conference section leaders
Increased social media presence and launched YG LinkedIn
25 Southwest Airlines Vouchers for Nationals

Transformed YMCATexasYG.org website
Updated program materials
Launched Discord for YG Teens
Created Texas advisory group
Standardized communication statewide




"YG has impacted me positively in every way."

TX YG 10th grader



Spring Planning for Fall Success



2023 - 2024 Program Targets

- Create a new Governor's Council to engage more teen voices in program development.
- Invest in a new database system to provide high-quality customer service, reduce administrative time, and increase opportunities for Y staff to engage with teachers and teens.
- Establish a clear structure for program communication to improve the participant experience. Webpages will be added to the ymcatexasyg.org for each region. Deadlines and registration information will be clearly posted.
- Increase digital resources for the program, YouTube trainings to help teens learn and engage with Youth and Government.
- Add Mock Trial boot camp at State Conference to increase equity and support clubs with no legal advisors to enable them to get hands-on support and experience.
- Deliver a bigger High School State Conference experience and increase program retention by holding our 2024 event at Kalahari Resort & Waterpark.



93% of delegates agree or strongly agree with
 “I feel like I belong in the Texas YG program”

89% of delegates agree or strongly agree with
 “I understand how laws are made”

89% of delegates agree or strongly agree with
 “I keep going, even when things get tough or stressful”

78% of delegates agree or strongly agree with
 “I am comfortable starting a conversation with someone I don’t know”



DATA SURVEY SUMMARY

PROGRAM DATA COMPARISON ON VOLUNTEERING, CIVIC ENGAGEMENT AND VOTING – TX YG STUDENTS VS. TEXAS AND U.S. POPULATION.
 (SOURCES: TX YG PROGRAM SURVEY, U.S. CENSUS)

| | Texas Average | National Average | Texas YG (Post program Survey Responses) |
|---|----------------------|-------------------------|---|
| Volunteer: | 21.3% | 23.2% | 64% |
| Work with neighbors to fix or improve community: | 15.2% | 18.0% | 57% |
| Attend a public meeting: | 6.5% | 8.2% | 53% |
| Voted in last local election: | 47.9% | 55.3% | 96% (Vote on a regular basis) |



SPONSORS



TEXAS STATE ALLIANCE OF YMCA'S



SUPPORTERS



"Democracy must be learned by each generation"